



Make Digital  
Transformation  
Possible

2024/08/23

無痛連結

Google Workspace, REST APIs  
(進階)

Tri-Thong Tran 陳智聰  
Cloud Architect

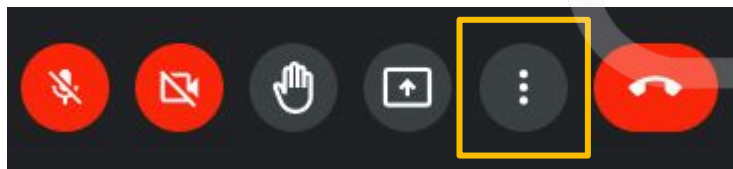


## 在會議中 有任何疑問時

1. 請點擊 Meet 右上角的即時「問與答」功能提出您的問題！
2. 大家可以點擊互動按讚，我們將會優先回答按讚數較多的問題！



# 為了確保 會議品質



## 變更版面配置



系統會記住你選取的版面配置，以供日後的會議使用

自動

圖塊

聚光燈

側欄



## 並排顯示

無法變更這個版面配置的圖塊數量



# Tri-Thong Tran 陳智聰

Cloud Architect

擁有 3 年雲端架構師經歷。

現任 CloudMile 萬里雲雲端架構師，專精於為國內外金融、零售、航空及半導體等產業巨擘，量身打造以 Google Workspace 和 Google Cloud 為核心的數位轉型藍圖，協助企業順利遷移至雲端，並優化基礎設施及資料管理。

- # Google Workspace
- # Google Apps Script
- # Google AppSheet
- # GCP Landing Zone Solution
- # GCP APIM Solution
- # GCP Application Modernization Solution
- # DevOps Solution



# AGENDA

1

**Apps Script 應用:  
News Summarization with  
Gemini and Google Sheet**

2

**Apps Script 應用:  
Google Docs add-on -  
Translator**

3

**Apps Script 應用:  
Static Websites with  
Google Sheets**





# 01

## Apps Script 應用： News Summarization with Gemini and Google Sheet

CloudMile



News Summarization demo ☆ 📁 ☁

File Edit View Insert Format Data Tools Extensions Help

100% | \$ % .0\_ .00 123 | Default... | - 10 + | B I A |

C3 | fx =gemin

	A	B	C	D
1			摘要	新聞分類
2	Subject	URL	請幫我用5句以內的繁體中文摘要這篇新聞。	請幫我分類此新聞。輸出給我繁體中文分類結果就好，不用長篇大論解釋，例如：政治、科技。
3	AMD在台研發中心 落腳2縣市	<a href="https://tw.news.yahoo.com/news/amd%E6%9C%83%E9%9D%A2%E7%B6%93%E9%95%B7%E9%83%AD%E6%99%BA%E8%BC%9D-%E8%AD%89%E5%AF%A6%E7%A0%94%E7%99%BC%E4%B8%AD%E5%BF%83%E5%B0%87%E8%90%BD%E8%85%B3%E5%8F%B0%E5%8D%97%E3%80%81%E9%AB%98%E9%9B%84%EF%BC%81-092002132.html">https://tw.news.yahoo.com/news/amd%E6%9C%83%E9%9D%A2%E7%B6%93%E9%95%B7%E9%83%AD%E6%99%BA%E8%BC%9D-%E8%AD%89%E5%AF%A6%E7%A0%94%E7%99%BC%E4%B8%AD%E5%BF%83%E5%B0%87%E8%90%BD%E8%85%B3%E5%8F%B0%E5%8D%97%E3%80%81%E9%AB%98%E9%9B%84%EF%BC%81-092002132.html</a>	=gemin	
4	技嘉創辦人64歲辭世 員工不捨	<a href="https://tw.news.yahoo.com/news/%E6%8A%80%E5%98%89%E5%89%B5%E8%BE%A6%E4%BA%BA%E5%8A%89%E6%98%8E%E9%9B%84%E8%BE%AD%E4%B8%96%EF%BC%81%E4%BA%AB%E5%A3%BD64%E6%AD%B2-%E5%93%A1%E5%B7%A5%EF%BC%9A%E5%BE%88%E9%9B%A3%E9%81%8E-082818142.html">https://tw.news.yahoo.com/news/%E6%8A%80%E5%98%89%E5%89%B5%E8%BE%A6%E4%BA%BA%E5%8A%89%E6%98%8E%E9%9B%84%E8%BE%AD%E4%B8%96%EF%BC%81%E4%BA%AB%E5%A3%BD64%E6%AD%B2-%E5%93%A1%E5%B7%A5%EF%BC%9A%E5%BE%88%E9%9B%A3%E9%81%8E-082818142.html</a>		
5	台南政壇接連出事 賴清德說重話	<a href="https://tw.news.yahoo.com/%E8%B3%B4%E6%B8%85%E5%BE%B7%E8%A6%81%E6%B1%82%E9%BB%A8%E5%93%A1%E5%85%AC%E7%A7%81%E9%A0%98%E5%9F%9F%E8%A6%81%E6%AA%A2%E9%BB%9E-%E5%88%A5%E8%AE%93%E6%B0%91%E9%80%B2%E9%BB%A8%E5%86%8D%E5%8F%97%E5%82%B7%E5%AE%B3-092752287.html">https://tw.news.yahoo.com/%E8%B3%B4%E6%B8%85%E5%BE%B7%E8%A6%81%E6%B1%82%E9%BB%A8%E5%93%A1%E5%85%AC%E7%A7%81%E9%A0%98%E5%9F%9F%E8%A6%81%E6%AA%A2%E9%BB%9E-%E5%88%A5%E8%AE%93%E6%B0%91%E9%80%B2%E9%BB%A8%E5%86%8D%E5%8F%97%E5%82%B7%E5%AE%B3-092752287.html</a>		

# Steps Overview

- 使用瀏覽器登入 Google Account (個人 Gmail 帳號或學校的 Google Workspace 帳號)
- 取得一個 Gemini API Key (free charge edition)
- 創建一個新的 Google Sheets spreadsheet [\*]
- 創建一個跟 [\*] 相連的 Apps Script project
- 參考並使用講師準備的範例程式碼
- 驗證成果



# 登入 Google Account

<https://accounts.google.com/>



CloudMile

# 取得 Gemini API Key

<https://aistudio.google.com/app/apikey>

**Google AI Studio**

**Get API key**

## API keys

You can create a new project if you don't have one already or add API keys to an existing project. All projects are subject to the [Google Cloud Platform Terms of Service](#), which you agree to when creating a new project, while use of the Gemini API and Google AI Studio is subject to the [Gemini API Terms of Service](#).

Use your API keys securely. Do not share them or embed them in code the public can view.

If you use Gemini API from a project that has billing enabled, your use will be subject to [pay-as-you-go pricing](#).

[Create API key](#)

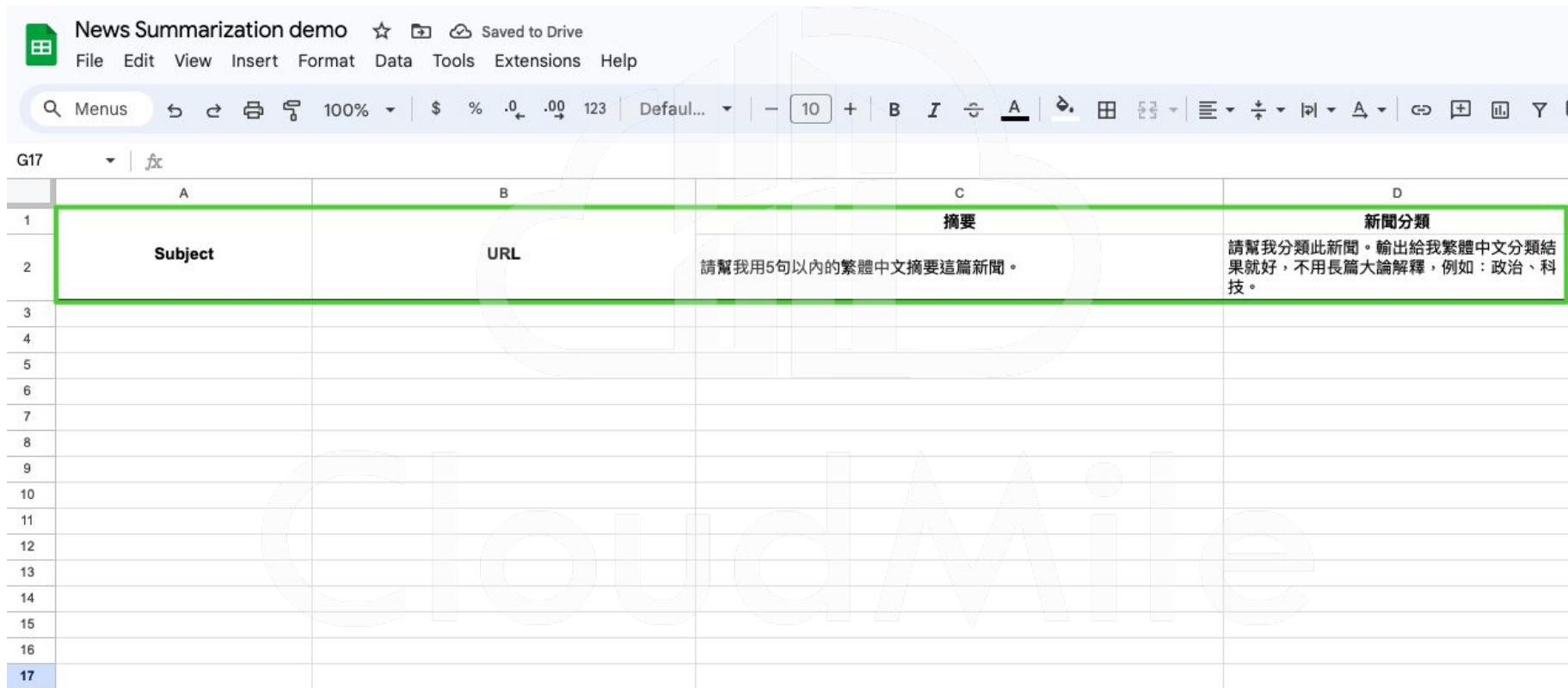
Your API keys are listed below. You can also view and manage your project and API keys in Google Cloud.

Project number	Project ID	API key	Created	Plan
...2247	Generative Language Client	...WUDM	Aug 20, 2024	Free of charge <a href="#">Set up Billing</a> <a href="#">View usage data</a>

Quickly test the API by running a cURL command

```
curl \
-H 'Content-Type: application/json' \
-d '{"contents":[{"parts":[{"text":"Explain how AI works"}]}]' \
-X POST 'https://generativelanguage.googleapis.com/v1beta/models/gemini-1.5-flash-latest:generateContent?key=YOUR_API_KEY'
```

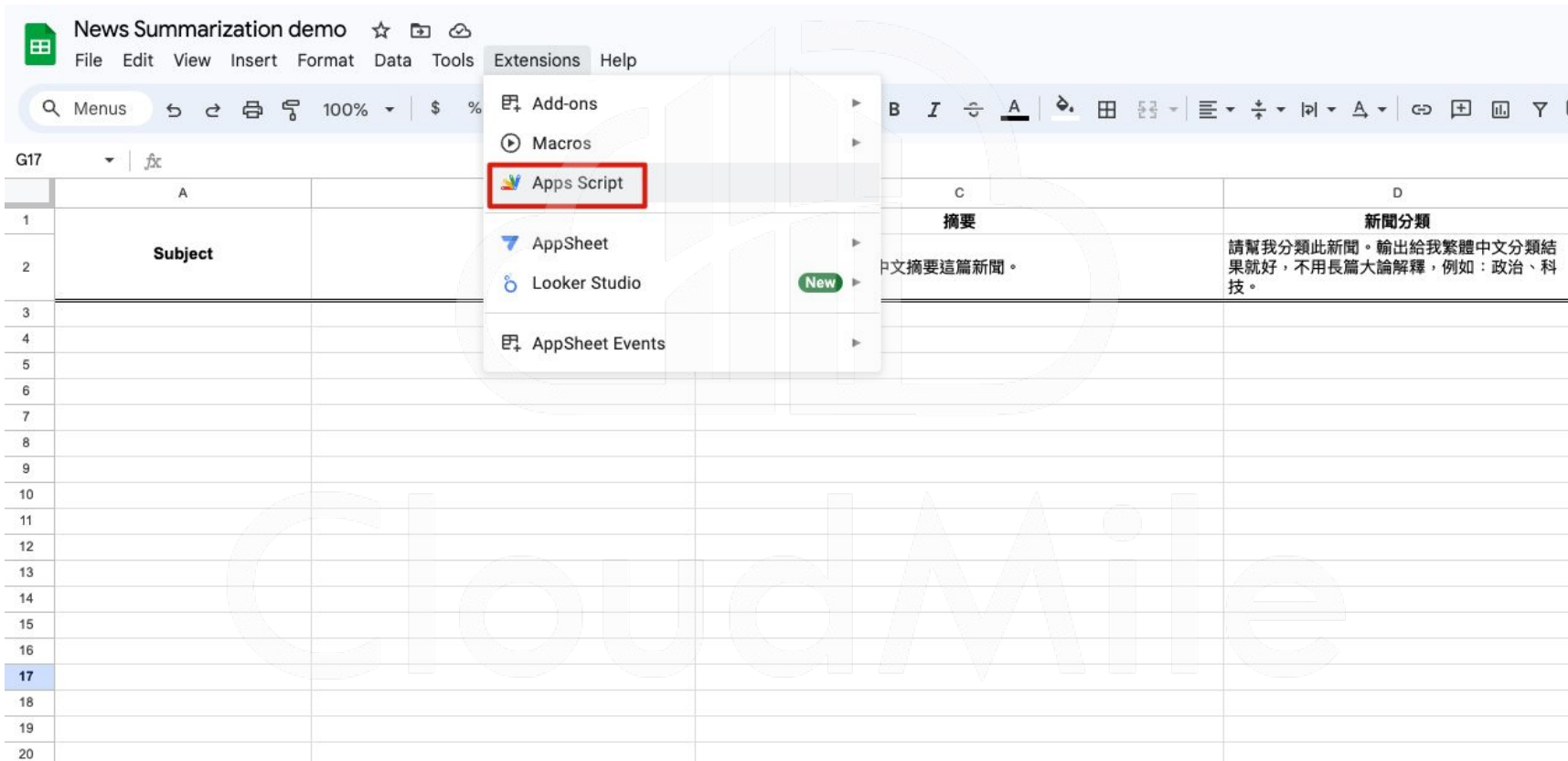
# 創建一個 Google Sheets spreadsheet



The screenshot shows a Google Sheets spreadsheet with the following structure:

	A	B	C	D
1			摘要	新聞分類
2	Subject	URL	請幫我用5句以內的繁體中文摘要這篇新聞。	請幫我分類此新聞。輸出給我繁體中文分類結果就好，不用長篇大論解釋，例如：政治、科技。
3				
4				
5				
6				
7				
8				
9				
10				
11				
12				
13				
14				
15				
16				
17				

# 創建一個與 spreadsheet 相連的 Apps Script project



The screenshot shows a Google Sheets interface with the 'Extensions' menu open. The 'Apps Script' option is highlighted with a red box. The spreadsheet contains a table with columns for 'Subject' and '新聞分類' (News Category). The '新聞分類' column contains a sample text: '請幫我分類此新聞。輸出給我繁體中文分類結果就好，不用長篇大論解釋，例如：政治、科技。' (Please help me classify this news. Output the classification results in traditional Chinese, no need for long explanations, for example: politics, technology.)

	A	C	D
1		摘要	新聞分類
2	Subject	中文摘要這篇新聞。	請幫我分類此新聞。輸出給我繁體中文分類結果就好，不用長篇大論解釋，例如：政治、科技。
3			
4			
5			
6			
7			
8			
9			
10			
11			
12			
13			
14			
15			
16			
17			
18			
19			
20			

# 參考並使用講師準備的範例程式碼

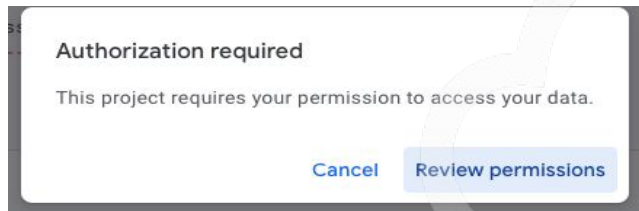
[https://github.com/trithong12/GWS\\_AppsScript\\_examples/blob/main/Day%202/News%20Summarization%20with%20Gemini%20and%20Google%20Sheets.md](https://github.com/trithong12/GWS_AppsScript_examples/blob/main/Day%202/News%20Summarization%20with%20Gemini%20and%20Google%20Sheets.md)

1. 給 Apps Script project 命名，例如：*News Summarization*
2. 在 Apps Script project 設定中定義一個 Script Property “GEMINI\_API\_KEY”，並將您的 Gemini API Key 放上去。
3. (optional) 修改 “Code.gs” 檔名，例如：*fetch-news.gs*
4. 創建第二個 script 檔，名為 *call-gemini.gs*。

CloudMile

# 驗證成果

- 手動執行 fetch-news.gs 中的 fetchAndWriteNews
- 於 sheet 中使用自訂函式: gemini(range, prompt)



## Google hasn't verified this app

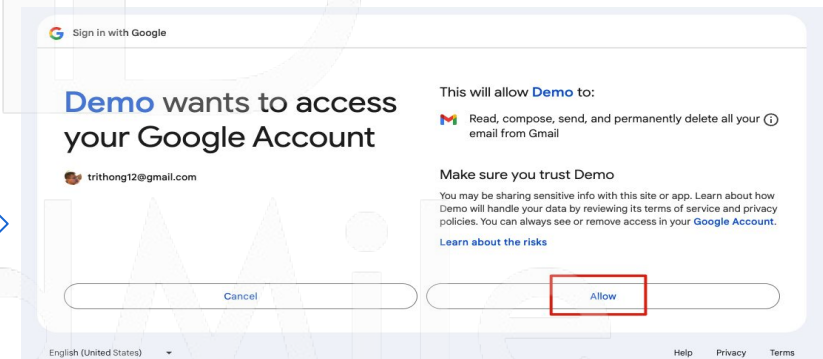
The app is requesting access to sensitive info in your Google Account. Until the developer ([trithong12@gmail.com](mailto:trithong12@gmail.com)) verifies this app with Google, you shouldn't use it.

Hide Advanced 1

BACK TO SAFETY

Continue only if you understand the risks and trust the developer ([trithong12@gmail.com](mailto:trithong12@gmail.com)).

Go to Demo (unsafe) 2



# 進階延伸應用

- 將該應用改編成每天早上八點自動創建一個 sheet, 自動從 <https://tw.news.yahoo.com/> 抓取前 5 則焦點新聞並紀錄在該新 sheet 中。
- 自動使用 Gemini API 取得新聞的摘要。
- 將 sheet 中的資料以 email 發送給自己或其他人。

.....

CloudMile



**02**

**Apps Script 應用：  
Google Docs add-on -  
Translator**

CloudMile





這篇新聞報導了美國加州長灘市一家名為「長灘啤酒廠」的餐廳，因違反加州酒類管制法，被酒類管制局吊銷營業執照。該餐廳被控在沒有營業執照的情況下，非法販售酒類，並提供顧客賭博活動。此外，餐廳內部環境也存在安全隱患，例如電線裸露、地板油膩等。最終，長灘啤酒廠的經營者被判處罰款並吊銷營業執照，並被勒令停業。

**Translate** ✕

<p><b>Selected text</b></p> <p><input checked="" type="radio"/> Auto-detect</p> <p><input type="radio"/> Traditional Chinese</p> <p><input type="radio"/> English</p> <p><input type="radio"/> French</p> <p><input type="radio"/> German</p> <p><input type="radio"/> Japanese</p> <p><input type="radio"/> Spanish</p>	<p><b>Translate into</b></p> <p><input type="radio"/> Traditional Chinese</p> <p><input checked="" type="radio"/> English</p> <p><input type="radio"/> French</p> <p><input type="radio"/> German</p> <p><input type="radio"/> Japanese</p> <p><input type="radio"/> Spanish</p>
--	--

**Translation**

Use these languages by default

Translate
Insert

# Steps Overview

- 使用瀏覽器登入 Google Account (個人 Gmail 帳號或學校的 Google Workspace 帳號)
- 創建一個新的 Google Docs doc [\*]
- 創建一個跟 [\*] 相連的 Apps Script project
- 參考並使用講師準備的範例程式碼
- 驗證成果

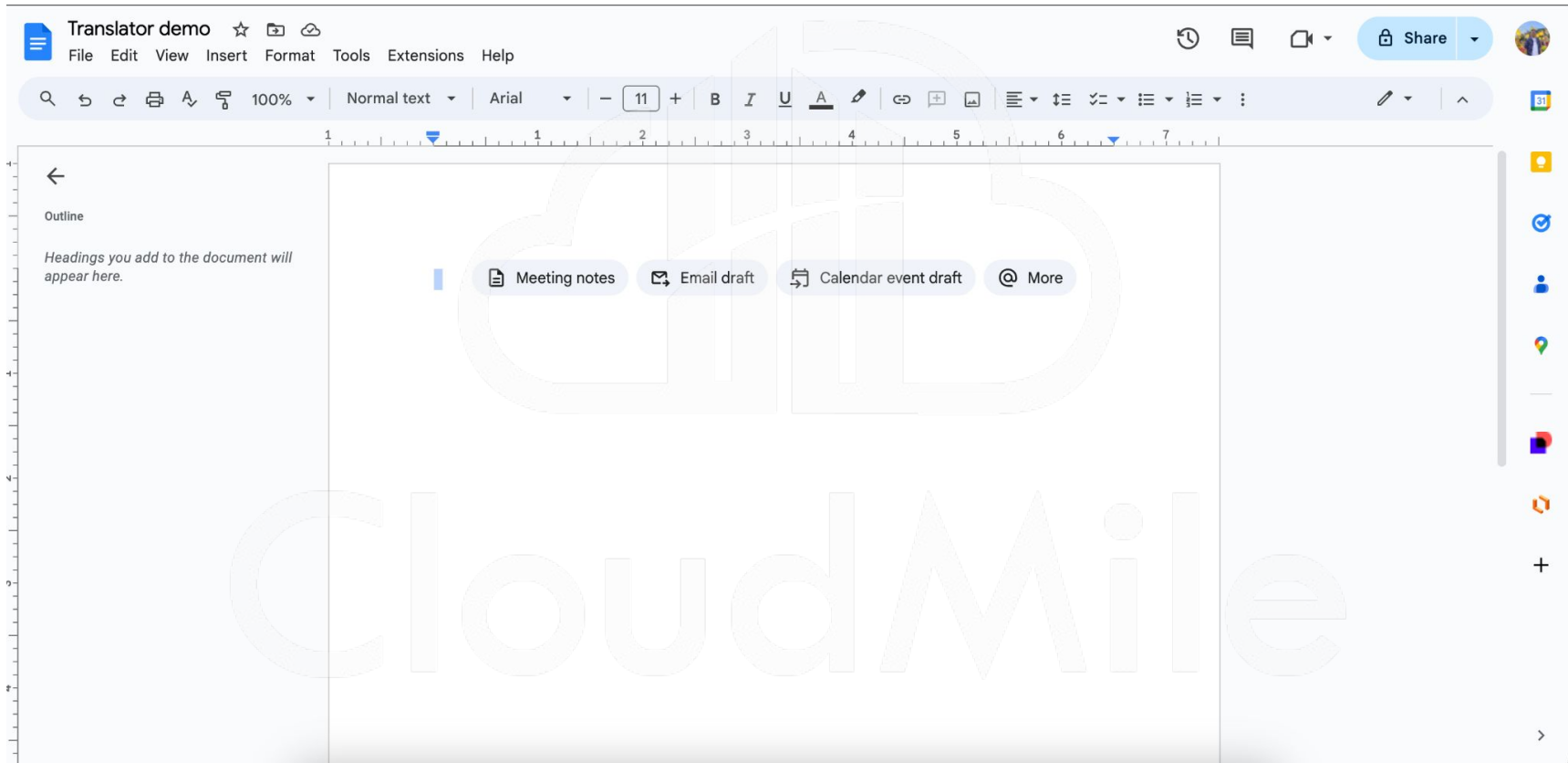
# 登入 Google Account

<https://accounts.google.com/>

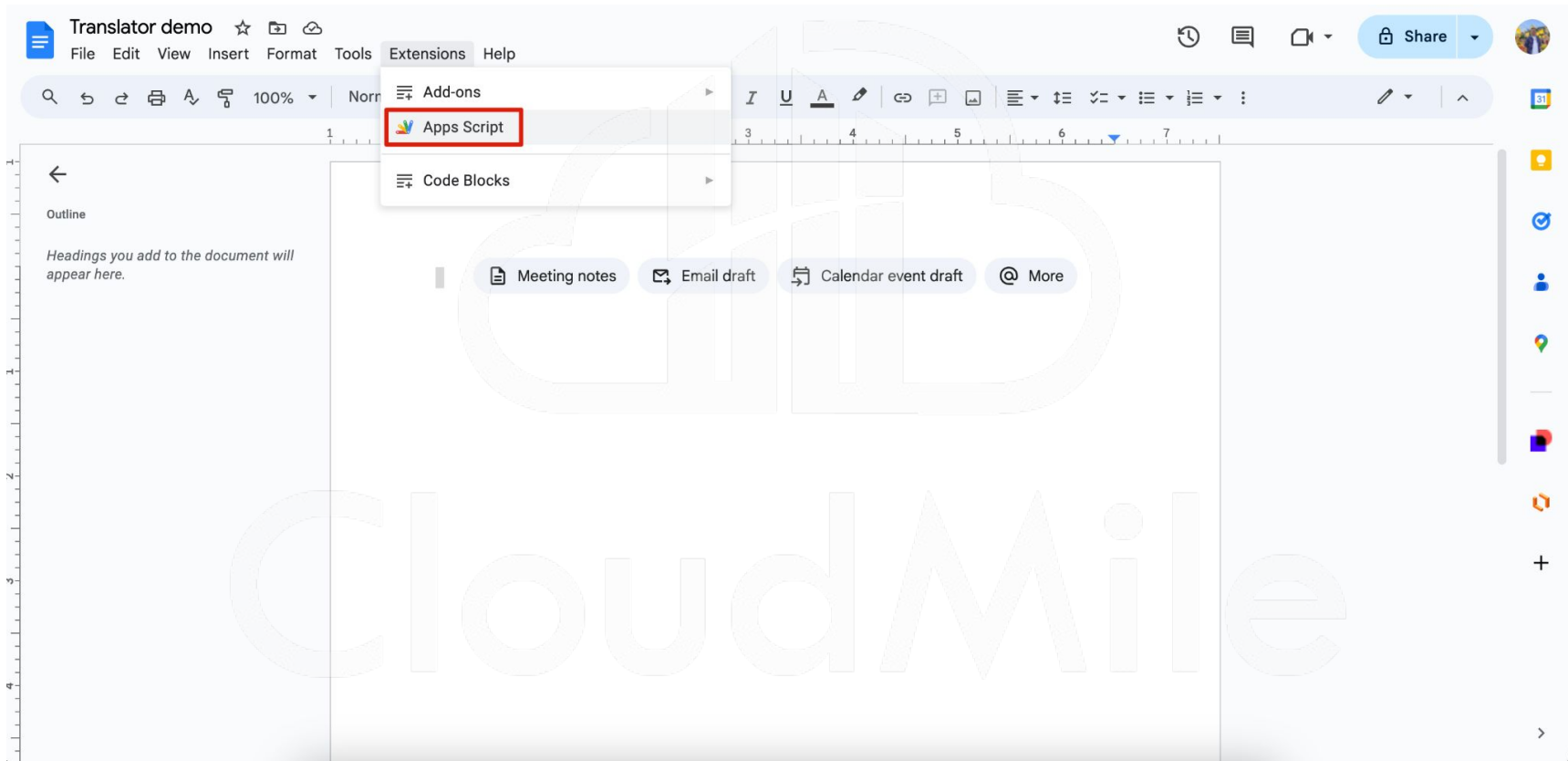


CloudMile

# 創建一個新的 Google Docs doc



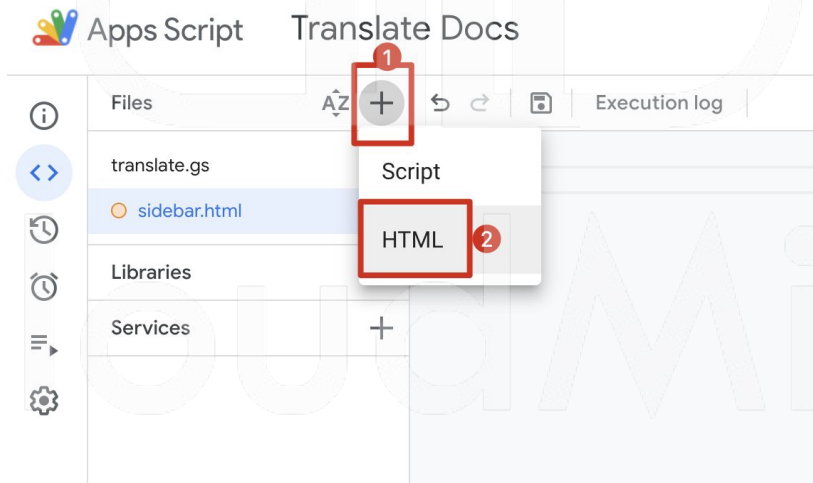
# 創建一個與 doc 相連的 Apps Script project



# 參考並使用講師準備的範例程式碼

[https://github.com/trithong12/GWS\\_AppsScript\\_examples/blob/main/Day%202/Google%20Docs%20add-on%20-%20Translator.md](https://github.com/trithong12/GWS_AppsScript_examples/blob/main/Day%202/Google%20Docs%20add-on%20-%20Translator.md)

1. 給 Apps Script project 命名, 例如: *Translate demo*
2. (optional) 修改 “Code.gs” 檔名, 例如: *translate.gs*
3. 創建 *sidebar.html*, 請參考下圖操作(輸入檔名時不用輸入 “.html”):



**Translator demo** ☆ 📁 ☁

File Edit View Insert Format Tools **Extensions** Help

- Add-ons
- Apps Script
- Code Blocks
- Translate demo**
  - Start**

Meeting notes | Email draft | Calendar

Sign in with Google

## Untitled project wants to access your Google Account

tri-thong.tran@mile.cloud

This will allow **Untitled project** to:

- View and manage documents that this application has been installed in ⓘ
- Display and run third-party web content in prompts and sidebars inside Google applications ⓘ

**Make sure you trust Untitled project**

You may be sharing sensitive info with this site or app. Learn about how Untitled project will handle your data by reviewing its terms of service and privacy policies. You can always see or remove access in your [Google Account](#).

[Learn about the risks](#)

Cancel Allow

**Authorization required**

A script attached to this document needs your permission to run.

Cancel **OK**

# 進階延伸應用

- 將 Google Translation API (LanguageApp) 改成使用 Gemini API。

CloudMile





# 03

## Apps Script 應用： Static Websites with Google Sheets

CloudMile



Static Website demo

# CM Store

## 分店資訊

### 臺北101店

**Address:** 臺北市信義區信義路5段7號

**Contact Number:** 02-1234-5678

### 臺北車站店

**Address:** 臺北市中正區忠孝西路1段49號



# Steps Overview

- 使用瀏覽器登入 Google Account (個人 Gmail 帳號或學校的 Google Workspace 帳號)
- 創建一個新的 Google Sheets spreadsheet
- 創建一個新的 Apps Script project
- 創建一個新的 Google Sites website
- 參考並使用講師準備的範例程式碼
- Deploy Apps Script 並嵌入 Google Sites website
- 驗證成果

# 登入 Google Account

<https://accounts.google.com/>



CloudMile

# 創建一個新的 Google Sheets spreadsheet

The screenshot shows a Google Sheets interface with the following elements:

- Title:** Static Website demo
- Menu:** File, Edit, View, Insert, Format, Data, Tools, Extensions, Help
- Toolbar:** Search, Undo, Redo, Print, Copy, Paste, Zoom (100%), Currency (\$), Percentage (%), Decimal places (.0, .00), Cell width (123), Default font (Defaul...), Font size (10)
- Cell Reference:** E5
- Table:**

	A	B	C
1	Branch Name	Address	Contact Number
2	臺北101店	臺北市信義區信義路5段7號	02-1234-5678
3	臺北車站店	臺北市中正區忠孝西路1段49號	02-1234-5679
4	淡水店	新北市淡水區 中正路1號	02-8765-4321
5			
6			
- Bottom Bar:** + (Add sheet), ≡ (Menu), StoreBranches (Sheet name)

# 創建一個新的 Apps Script project

<https://script.google.com/home>

CloudMile

# 創建一個新的 Google Sites website

<https://sites.google.com/new>

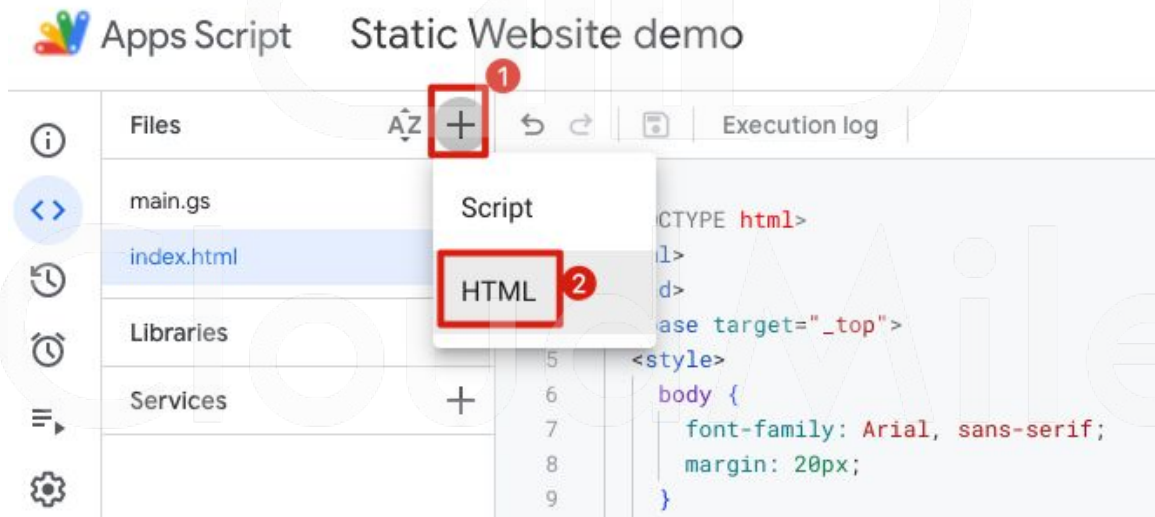


CloudMile

# 參考並使用講師準備的範例程式碼

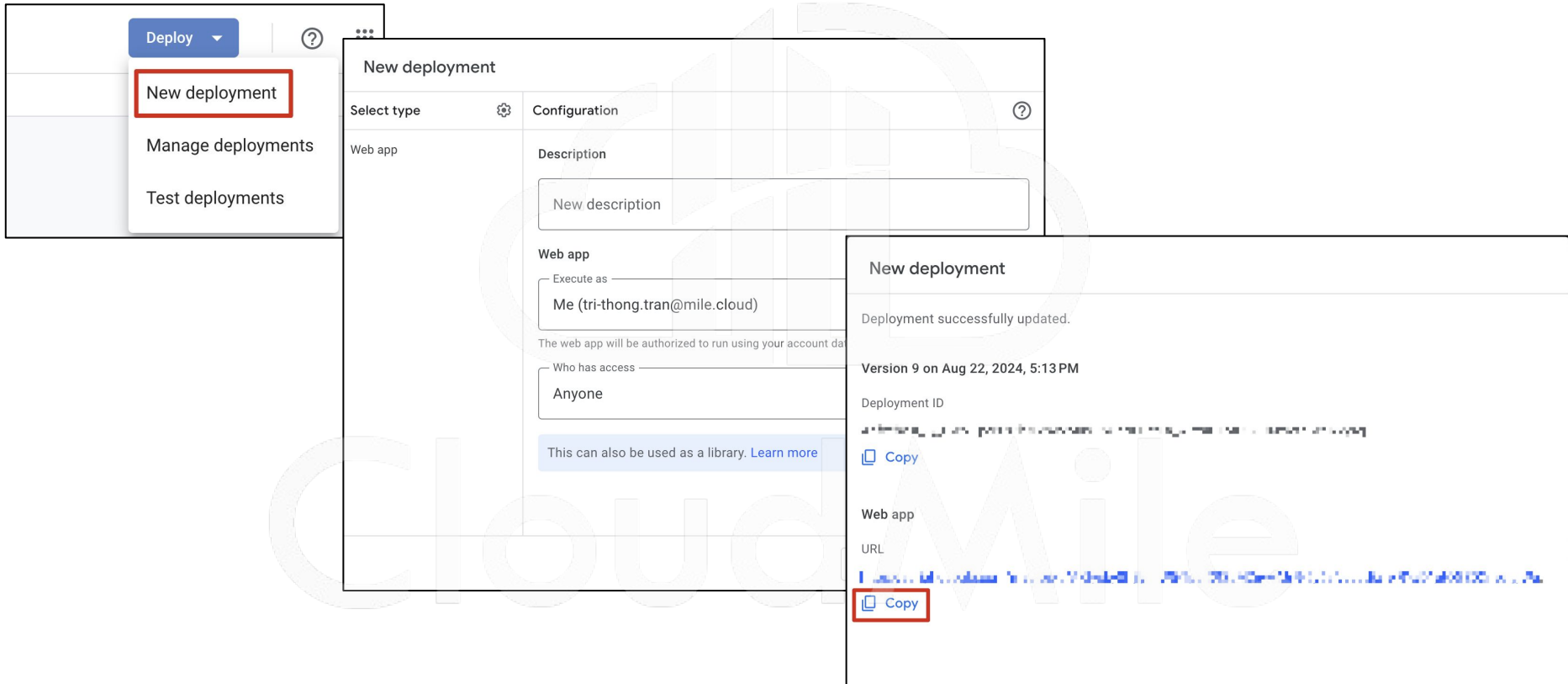
[https://github.com/trithong12/GWS\\_AppsScript\\_examples/blob/main/Day%202/Static%20Websites%20with%20Google%20Sheets.md](https://github.com/trithong12/GWS_AppsScript_examples/blob/main/Day%202/Static%20Websites%20with%20Google%20Sheets.md)

1. 給 Apps Script project 命名, 例如: *Static Website demo*
2. (optional) 修改 “Code.gs” 檔名, 例如: *main.gs*
3. 創建 *index.html*, 請參考下圖操作(輸入檔名時不用輸入“*.html*”):





# Deploy Apps Script 並嵌入 Google Sites website



The image shows a sequence of three screenshots illustrating the deployment of an Apps Script to Google Sites. The first screenshot shows the 'Deploy' dropdown menu with 'New deployment' highlighted. The second screenshot shows the 'New deployment' dialog box with 'Web app' selected, 'Execute as' set to 'Me (tri-thong.tran@mile.cloud)', and 'Who has access' set to 'Anyone'. The third screenshot shows the 'New deployment' confirmation screen with a 'Copy' button highlighted.

**Deploy**

- New deployment
- Manage deployments
- Test deployments

**New deployment**

Select type ⚙️ Configuration ?

Web app

Description

New description

**Web app**

Execute as

The web app will be authorized to run using your account data.

Who has access

This can also be used as a library. [Learn more](#)

**New deployment**

Deployment successfully updated.

**Version 9 on Aug 22, 2024, 5:13 PM**

Deployment ID

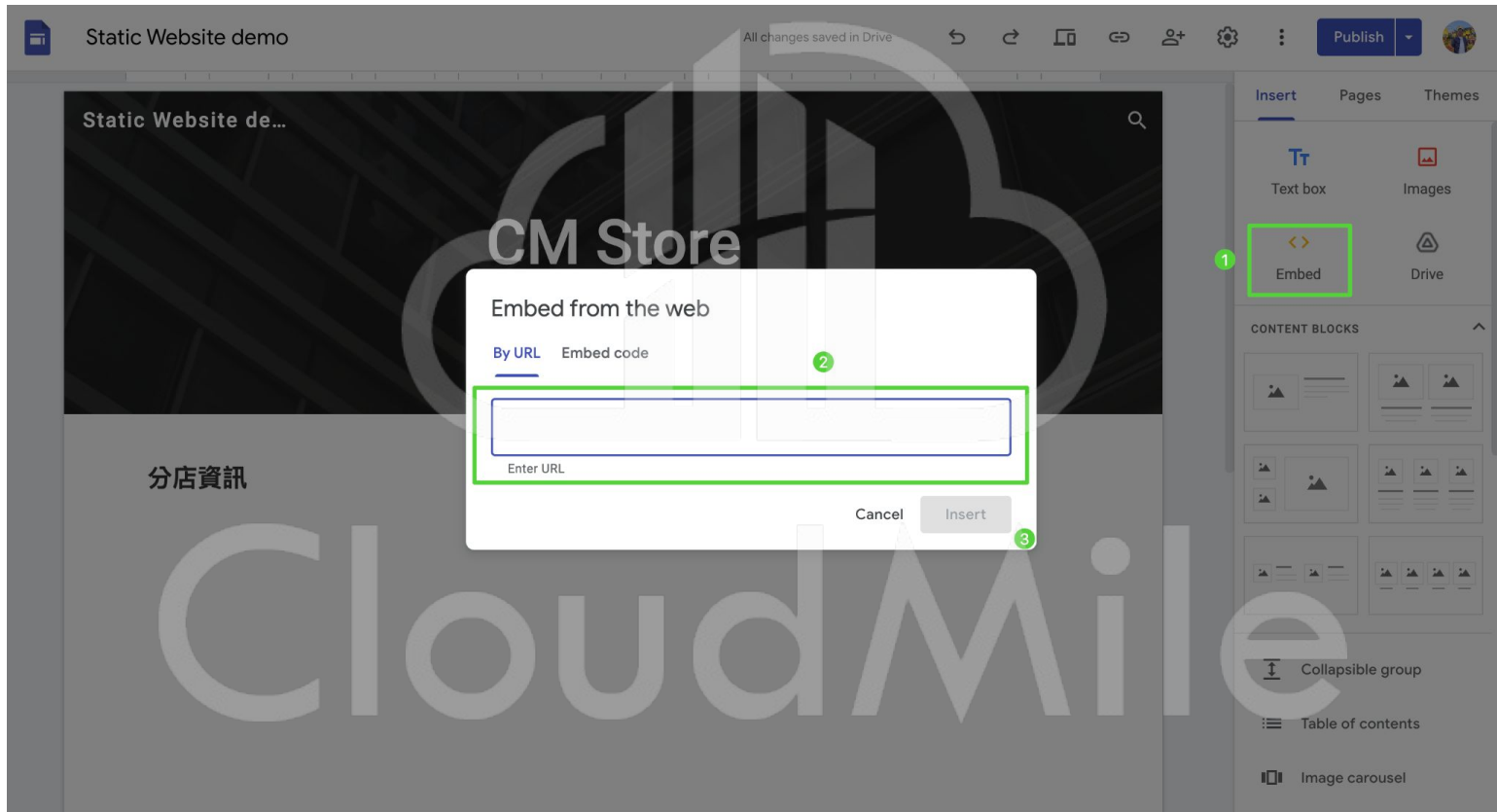
[Copy](#)

**Web app**

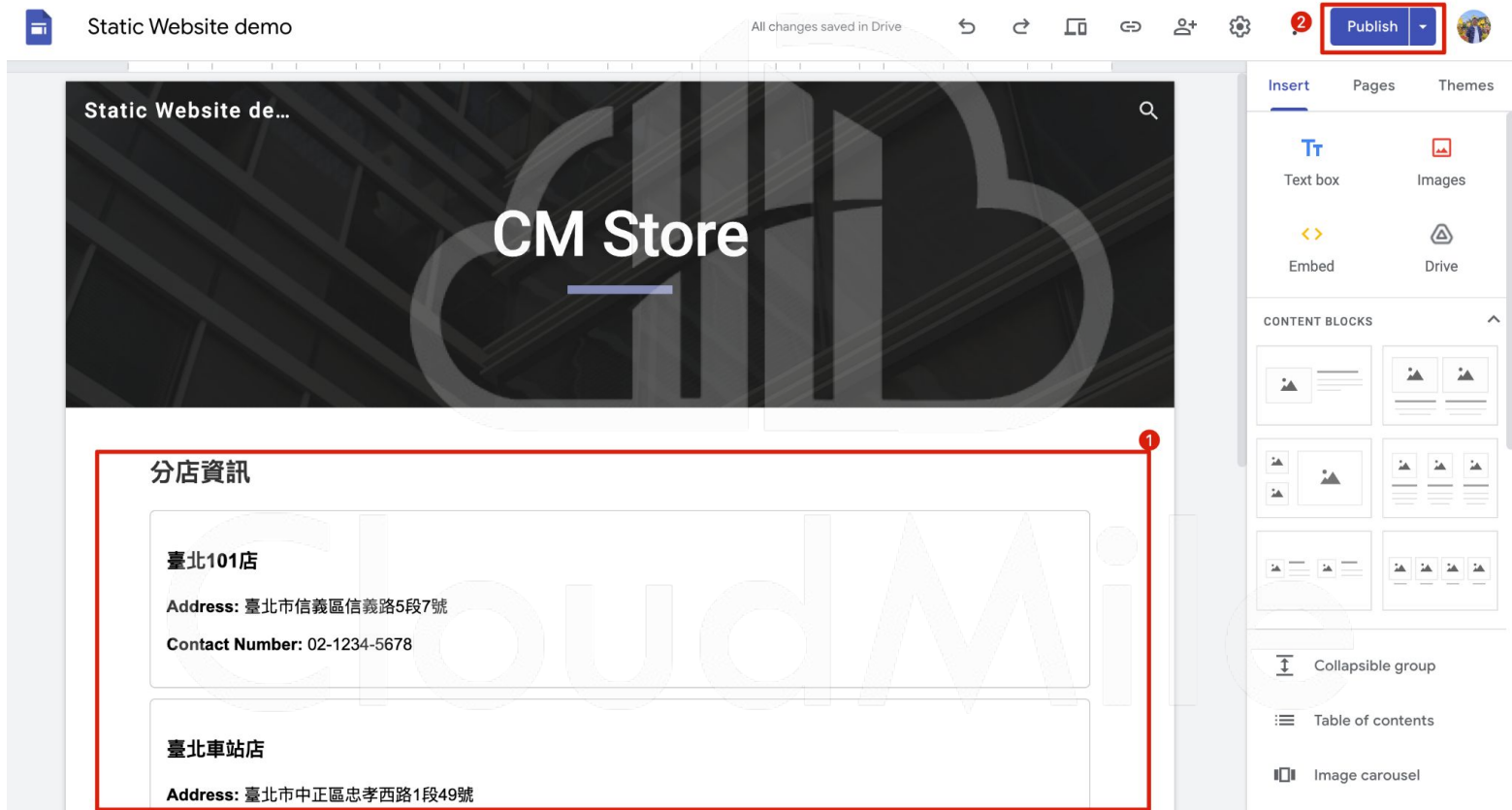
URL

[Copy](#)

# Deploy Apps Script 並嵌入 Google Sites website



# Deploy Apps Script 並嵌入 Google Sites website



Static Website demo

All changes saved in Drive

CM Store

分店資訊

**臺北101店**  
 Address: 臺北市信義區信義路5段7號  
 Contact Number: 02-1234-5678

**臺北車站店**  
 Address: 臺北市中正區忠孝西路1段49號

Insert Pages Themes

Text box Images

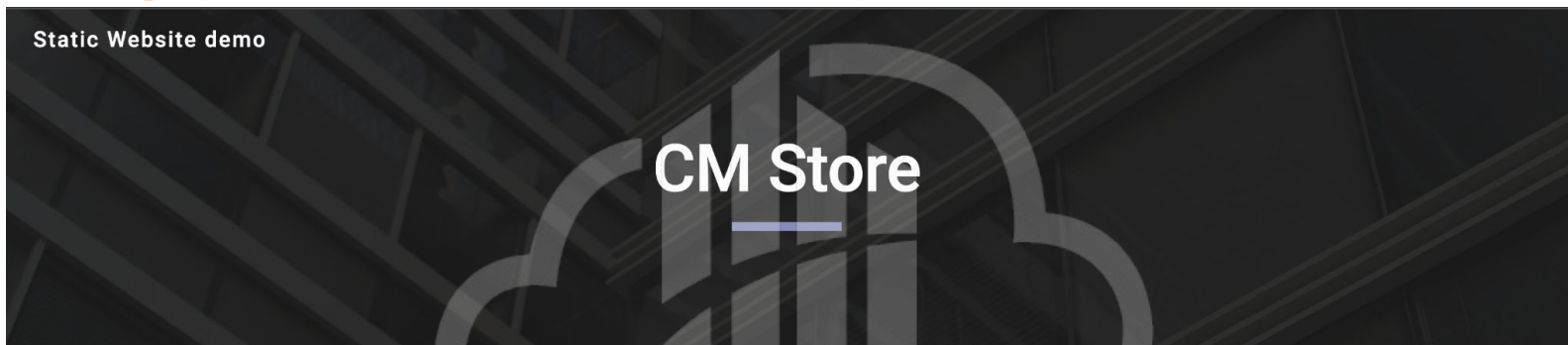
Embed Drive

CONTENT BLOCKS

Collapsible group

Table of contents

Image carousel



### 分店資訊

#### 臺北101店

**Address:** 臺北市信義區信義路5段7號

**Contact Number:** 02-1234-5678

#### 臺北車站店

**Address:** 臺北市中正區忠孝西路1段49號

**Contact Number:** 02-1234-5679



# 進階延伸應用

- 製作符合自己需求的網站



CloudMile

# THANK YOU

Make Digital Transformation Possible

# 2024/08/23 簽到與滿意度 QR Code 無痛連結 Google Workspace, REST APIs (進階)

